

New York State Education Department

2023-2024 Renewal Site Visit Report for
Schools under the 2015 Charter School

Charter School Office
89 Washington Avenue
Albany, New York 12234
Charter Schools@nysed.gov
518 474 1762

Table of Contents

SCHOOL DESCRIPTION	3
METHODOLOGY	5
BENCHMARK ANALYSIS	6
SUMMARY OF FINDINGS.....	7
BENCHMARK 1: STUDENT PERFORMANCE.....	9
BENCHMARK 2: TEACHING AND LEARNING.....	10
BENCHMARK 3: CULTURE, CLIMATE, AND FAMILY ENGAGEMENT	14
BENCHMARK 4: FINANCIAL CONDITION.....	17
BENCHMARK 5: FINANCIAL MANAGEMENT.....	18
BENCHMARK 6: BOARD OVERSIGHT AND GOVERNANCE	19
BENCHMARK 7: ORGANIZATIONAL CAPACITY.....	21
BENCHMARK 8: MISSION AND KEY DESIGN ELEMENTS.....	24
BENCHMARK 9: ENROLLMENT, RECRUITMENT, AND RETENTION	27
BENCHMARK 10: LEGAL COMPLIANCE	29

ATTACHMENT 1: 2024







Benchmark 1: Student Performance

The school has met or exceeded achievement indicators for academic trends toward proficiency, proficiency, and high school graduation. At all grade levels and all assessments, scoring proficiently means achieving a performance level of 3 or higher (high school Regents and Common Core Regents exam score of 65 or higher).

Finding: Meets

Summative Evidence for Benchmark 1:

Over this charter term, the trajectory for this benchmark has been consistent as a Meets.

The school's results on the 2023 NYSTP 3-8 Assessments for ELA and math were consistently above those of the district of location, +37 percentage points for ELA and +51 for math. The results were also above NYS, +20 for ELA and +30 for math. Similar results were achieved for all three subgroups, SWD, ELL, and ED students.

See Attachment 1 for data tables and additional academic information.

Benchmark 2: Teaching and Learning

School leaders have systems in place designed to cultivate shared accountability and high expectations

Benchmark 5: Financial Management

The school operates in a fiscally sound manner with realistic budgets pursuant to a long-range financial plan, appropriate internal controls and procedures, and in accordance with state law and generally accepted accounting practices.

Finding: Meets

Over this charter term, the trajectory for this benchmark has been consistent as a Meets.

Renewal is based on evidence that the following indicators are generally present:

1. The schmEMC /0.003 Tw -35.805

- 1.

- .te7(.l(i)-2. (t)-3)-3 (h)20 Td[d

Benchmark 6: Board Oversight and Governance

The board of trustees provides competent stewardship and oversight of the school while maintaining policies, establishing performance goals, and implementing systems to ensure academic success, organizational viability, board effectiveness and faithfulness to the terms of its charter.

Finding: Meets

Element

Indicators

1. Board Oversight and Governance

a. The board recruits and selects board members (b)65.4 (h3-2.3 (G)-8.3(s)-1.3

Benchmark 7: Organizational Capacity

The school has established a well-functioning organizational structure, clearly delineated roles for staff, management, and board members. The school has systems and protocols that allow for the successful implementation, evaluation, and improvement of its academic program and operations.

Finding: Meets

Element

with one another. Additionally, the school hired a social worker to support this school key design for students. Key del45Co.Td[(K)-17oth()Tja6 (s)-4.3 (.)wi.2 209-17oth()Tja6 ((o.Td[(K)-09-17o)t

students are given multiple opportunities to earn rewards and celebrations to acknowledge growth and motivate learning to set up a positive school culture. Key design element 6 is fully implemented at NCSB.

- Key Design Element 7: Data driven instruction

Focus groups and the renewal application indicate that teachers rely heavily on data to drive instructional decisions and student grouping. Based on formative and summative data points, leadership and teaching staff collaborate to provide interventions through small student groups while students who demonstrate mastery are provided with enrichment opportunities that can be mixed-aged groupings. Key design element 7 is fully implemented at NCSB.

- Key Design Element 8: A specialized program of supports for ASD students

Leadership focus groups and the renewal application indicate that NCSB is a school especially designed for high functioning students with ASD and this population of students is 36 percent of the student body. The school provides ASD programming that includes a co-teach model with at least one certified special education teacher, opportunities for students to engage in Social Thi3.2 (n)sk-2.96(i3.2 (n)sg)]TJ-0.004 Tc 0.082 Tw -6.3720 Td[(t)7- (o)-9.6 (



17 percentage points below for ED students. In comparison from 2019-2020 to 2022-2023, ED enrollment at NCSB has increased +6 percentage points to 79 percent.

- x Indicator b: NCSB provides robust recruitment efforts to attract SWD, ELL, and ED students.

According to the renewal application, NCSB has implemented several strategies to attract and retain diverse students, including targeted recruitment efforts, financial aid programs, and support services. The school district has also implemented a variety of strategies to attract and retain diverse students, including targeted recruitment efforts, financial aid programs, and support services.

2024 NYSED Charter School Information Dashboard

Overview

Charter School Selection

2024 NYSED Charter School Information Dashboard

Benchmark 1 - Indicator 2: Elementary/Middle School Outcomes

Charter School

NEIGHBORHOOD CHARTER SCHOOL-BRONX

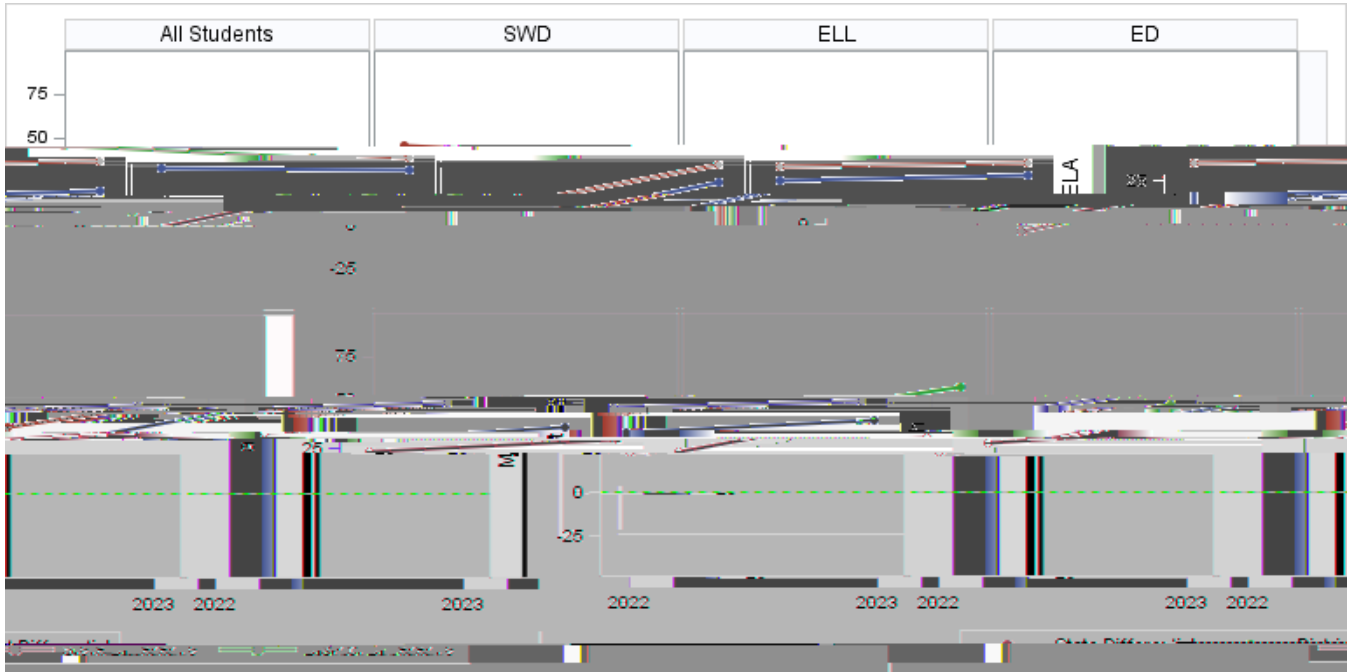
2.a.i. and 2.a.ii. Trending Toward Proficiency – Aggregate an

2024 NYSED Charter School Information Dashboard

Benchmark 1 - Indicator 2: Elementary/Middle School Outcomes

2.b.i. and 2.b.ii Proficiency - Aggregate and Subgroup School Level Proficiency:

Elementary/Middle School Assessment Proficiency State and District Differentials Over Time
 Comparison of ELA



Ź^ EK d 4 f •Ź •Ź •Ź •Ź ~ 0 • X



2024 NYSED Charter School Information Dashboard

Benchmark 1 - Indicator 2: Elementary/Middle School Outcomes

2.b.iii. Aggregate Grade-Level Proficiency:

All Students Grade-Level Proficiency

2024 NYSED Charter School Information Dashboard

Benchmark 1 - Indicator 2: Elementary/Middle School Outcomes

2.b.iv. Subgroup Grade-Level Proficiency:


English Language Learners Grade-Level Proficiency

English Language Learners	ELA					Mathematics						
	Neighborhood CS-Bronx	NYC CSD 7	Differential to District	NYS	Differential to NYS	Neighborhood CS-Bronx	NYC CSD 7	Differential to District	NYS	Differential to NYS		
23	44%	21%	+23	29%	+15	69%	33%	+36	40%	+29	Grade 3	20
23	71%	22%	+49	36%	+35	87%	24%	+63	40%	+47	Grade 4	20

E K d 4 f 1 1 1 1 b 0 0 ~ 6 0 X

2.b.iv. Subgroup Grade-Level Proficiency:

Economically Disadvantaged Grade-Level Proficiency



2024 NYSED Charter School Information Dashboard

Benchmark 9 - Indicator 1: Enrollment and Retention

Charter School

NEIGHBORHOOD CHARTER SCHOOL-BRONX

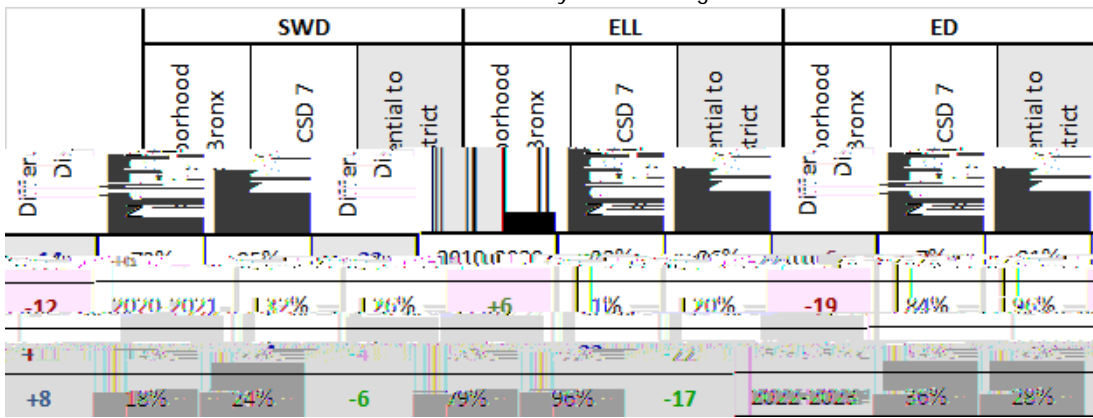
1.a.i. Aggregate Enrollment:

Aggregate Enrollment: Reported vs Contracted - Target = 100%

Neighborhood CS-Bronx	Contracted Enrollment	Reported Enrollment	Percent of Contracted Enrollment
2018-2019	-	-	-
2019-2020	130	110	85%
2020-2021	200	225	113%
2021-2022	270	265	98%
2022-2023	340	346	102%

1.a.ii. Subgroup Enrollment:

Subgroup Enrollment: Students with Disabilities, English Language Learners and Economically Disadvantaged







Chartered Enrollment

Actual Enrollment

Other Current Assets
Total Current Assets
Non-Current Assets
Property, Building and Equipment, net
6 (As)-3 (s)-3 (et)-8 (s) JJEEMC /ClipSpan BMC Q/Clip BMC 54.36 651.1 521.26 5.52 reWhEMC 0 gBT/TT1 1 T54.36 d Equisets

