

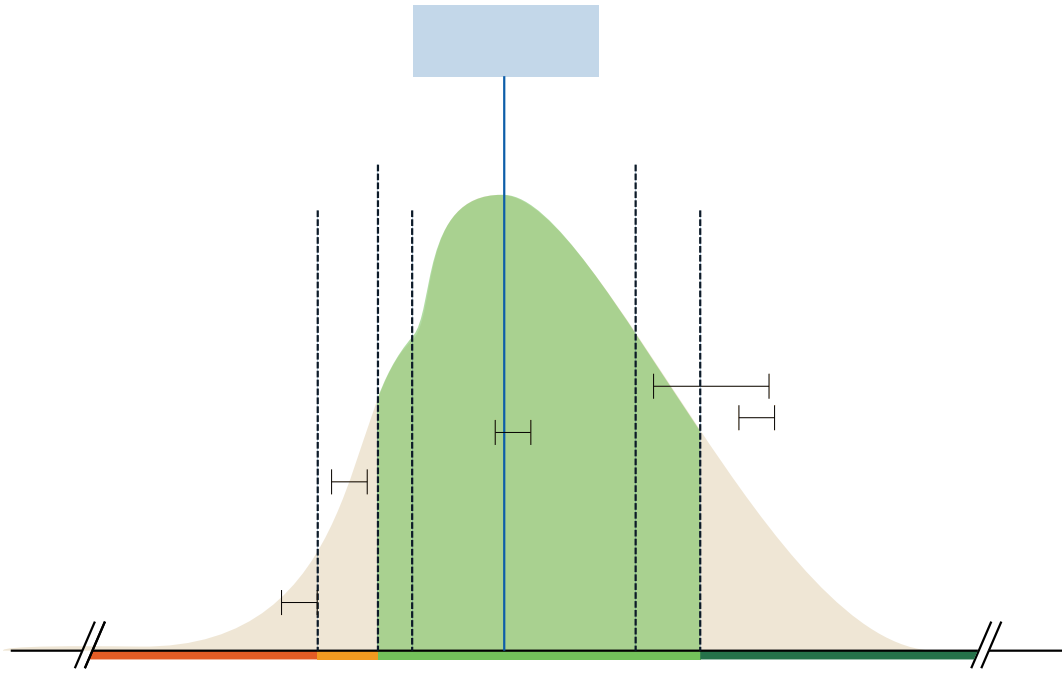


FOR TEACHERS & ADMINISTRATORS

# NYS Grades 9-12 School Growth



FIGURE 2. HEDI CLASSIFICATION DIAGRAM



||



## How is GRE Classified into 3012-d Growth Rating for Schools of Grades 9-12 in 2021-22?

Another growth measure for principals of grades 9-12 is the Comparative Growth in Regents Exams Passed (GRE) metric. Because a major graduation requirement is for students to pass the Regents Exams (more for advanced Regents diplomas), this measure compares how much progress a school's students are making from one year to the next toward passing up to eight Regents Exams (the five required Regents Exams plus up to three more). A principal's score on this measure reflects whether their students exceeded the average change in number of Regents Exams passed each year by similar students statewide.

**FIGURE 4. GRE CLASSIFICATION FLOWCHART**

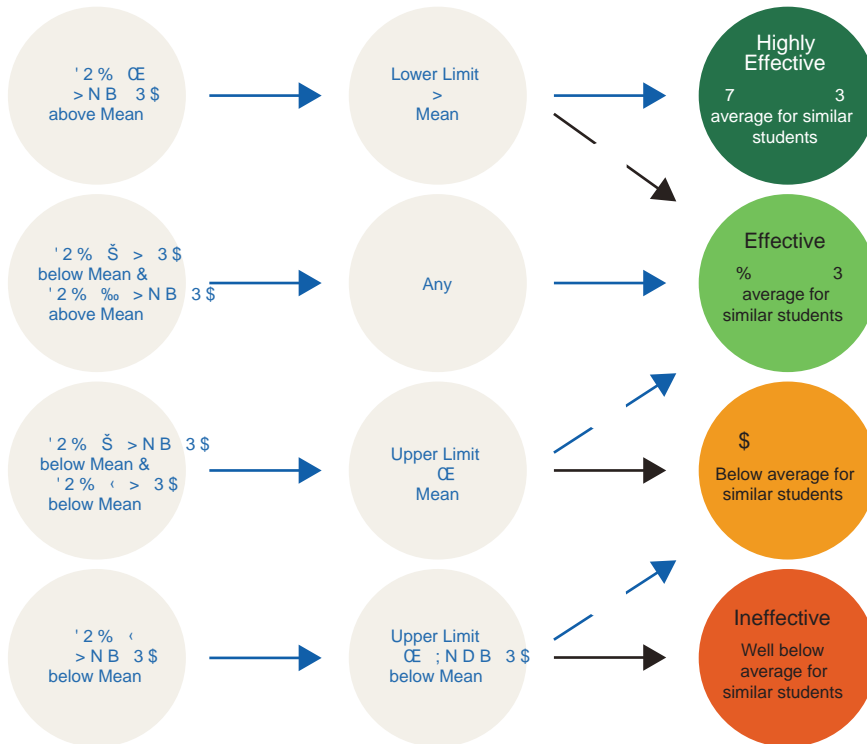
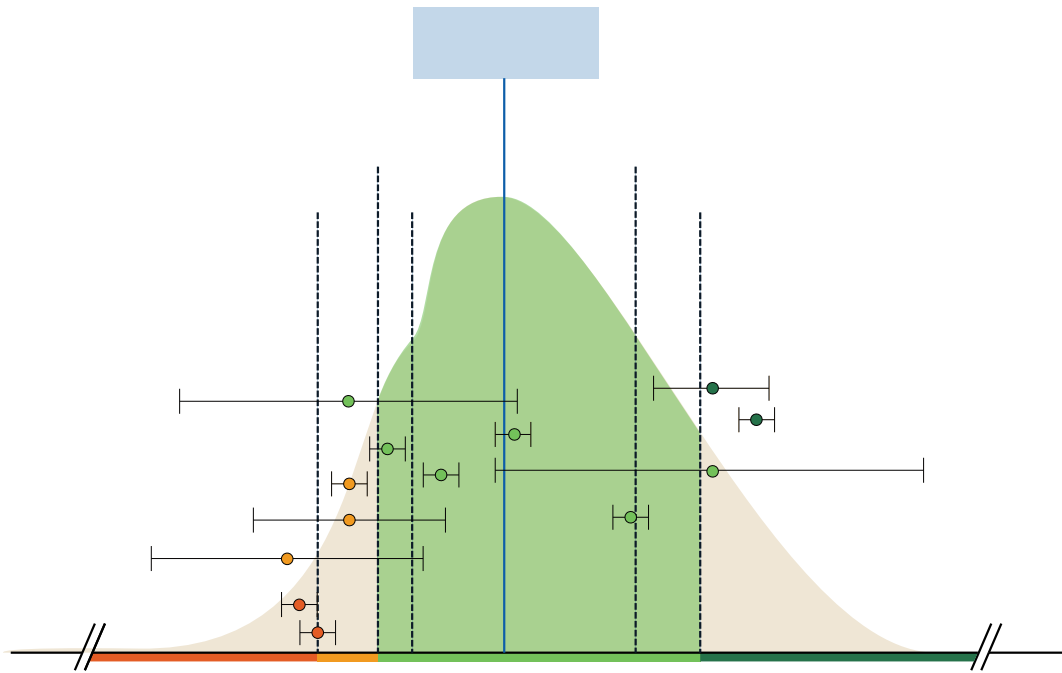



FIGURE 5. GRE CLASSIFICATION DIAGRAM



$f$      •     ...     •      $f$      •



Well below state average  
for similar students



Below state average  
for similar students



Equal to state average  
for similar students



Well above state average  
for similar students

# How are 3012-d Growth Score Points\* for Schools of Grades 9-12 Assigned Based on GREs in 2021-22?

FIGURE 6. 2021-22 GRE POINT CLASSIFICATION

